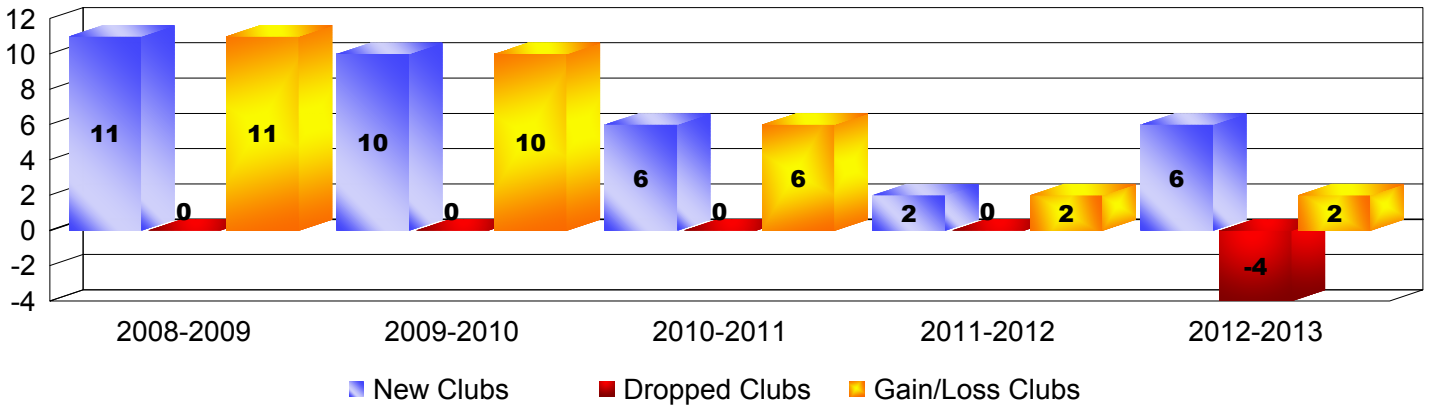
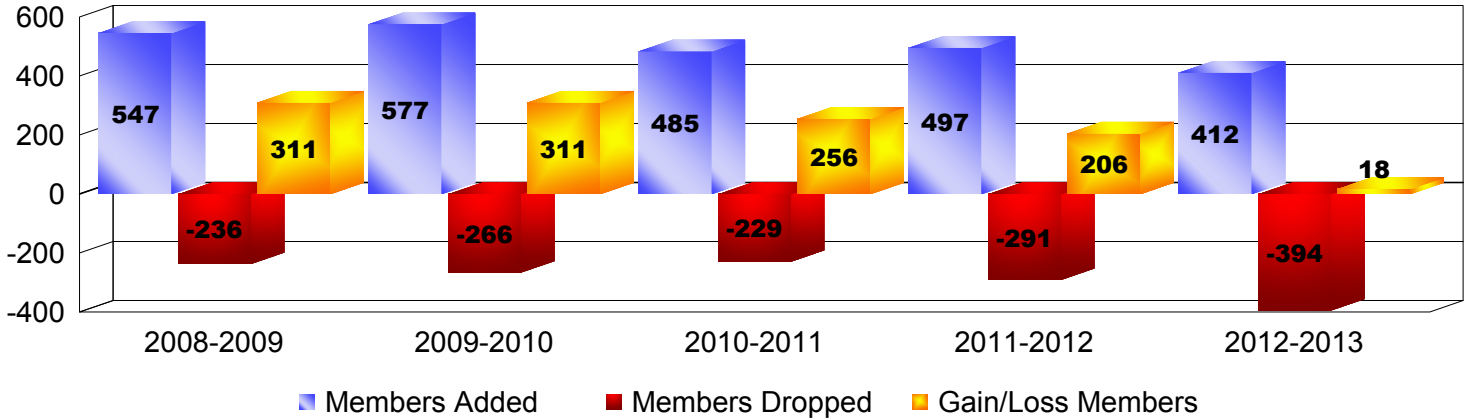


Year	New Clubs	Dropped Clubs	Gain/Loss Clubs	New Members	Charter Members	Reinstate Members	Transfer Members	Total Member Added	Total Members Dropped	Gain/Loss Members
2008-2009	11	0	11	218	320	9	0	547	-236	311
2009-2010	10	0	10	302	236	27	12	577	-266	311
2010-2011	6	0	6	324	139	21	1	485	-229	256
2011-2012	2	0	2	441	48	7	1	497	-291	206
2012-2013	6	-4	2	256	141	14	1	412	-394	18
Average	7	-1	6	308	177	16	3	504	-283	220

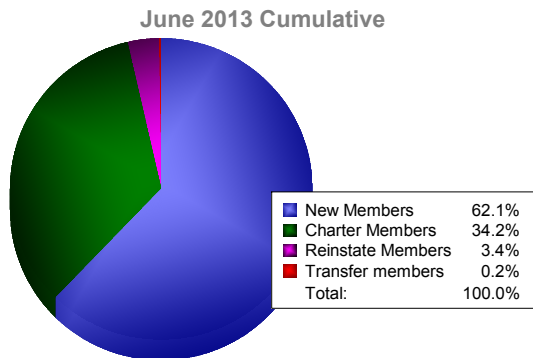
Clubs



Members



Membership Composition



Gender Comparison

